

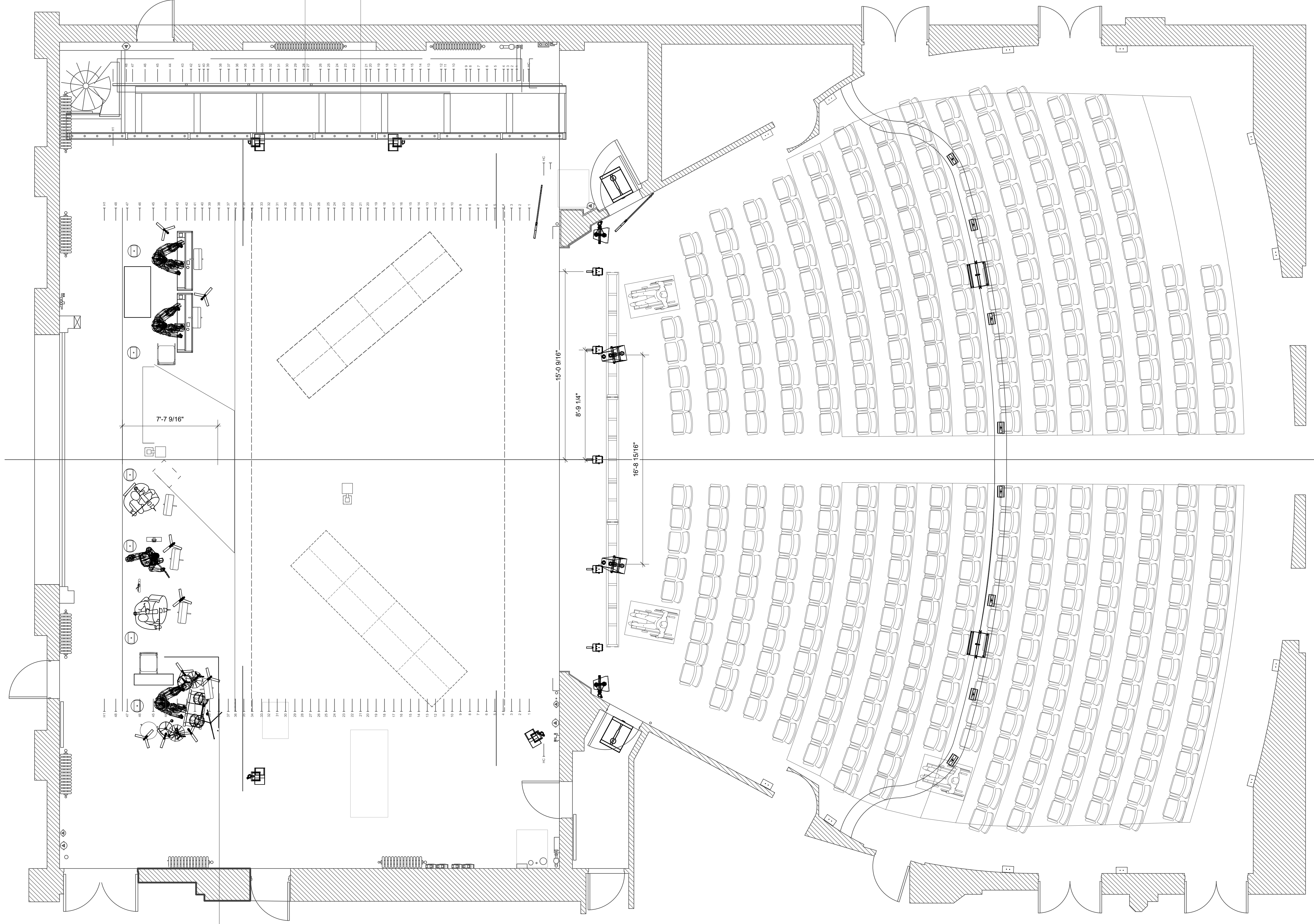
2
With Labels 8XT
Scale: 1/4" = 1'-0"

Next To Normal

GROUND PLAN

DIRECTOR:	James Fleming
DESIGNER:	Michael C. Winch
ASDE:	Xi (Zoey) Lin 林曦
DWG BY:	Xi (Zoey) Lin 林曦
DWG DATE:	10.14.22
REV DATE:	12.11.22
SCALE:	1/4" = 1'-0"
INVENTORY:	





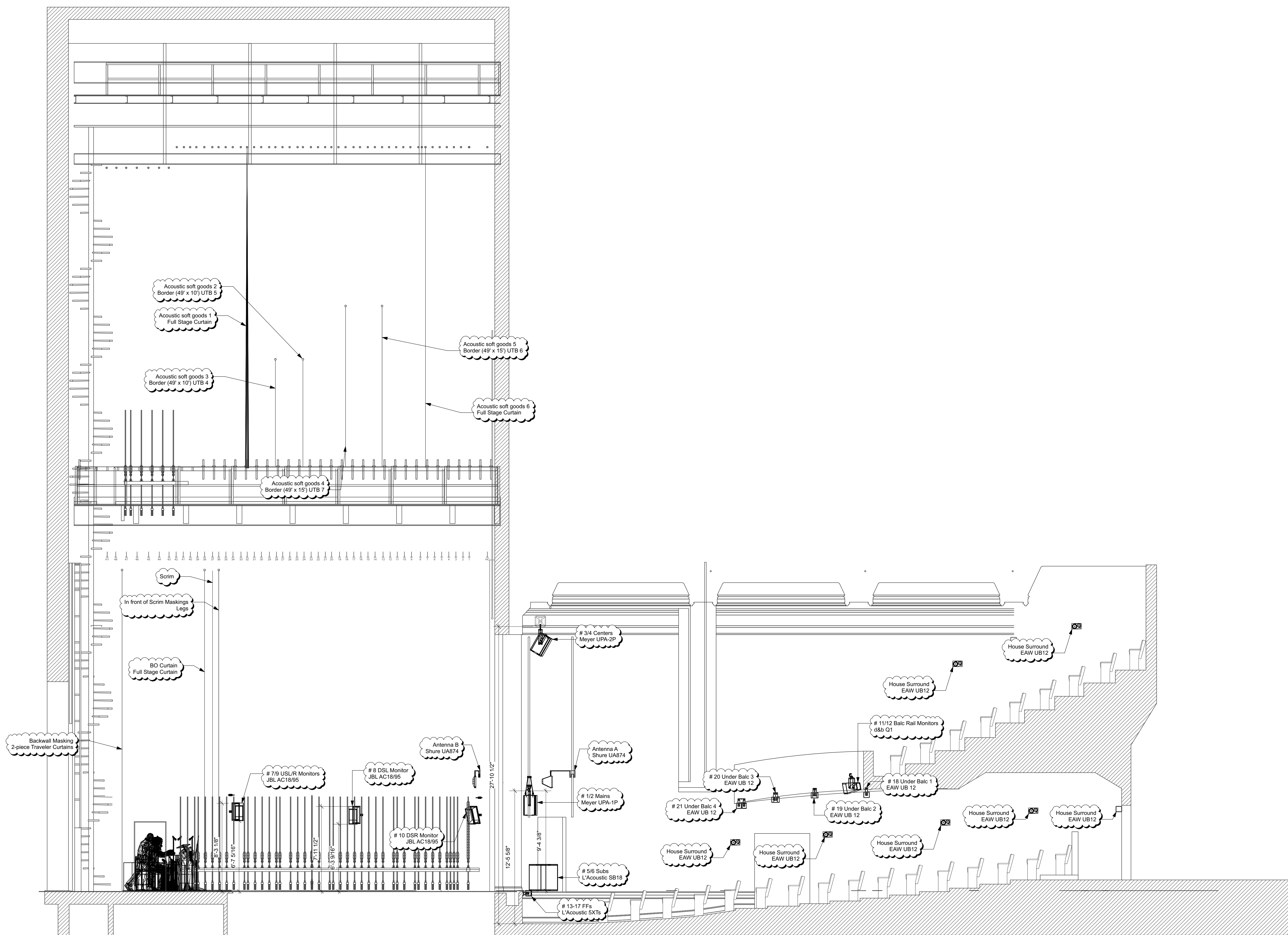
1
With Dimensions 8XT
Scale: 1/4" = 1'-0"

Next To Normal

GROUND PLAN

DIRECTOR:	James Fleming		
DESIGNER:	Michael C. Winch		
ASDE:	Xi (Zoey) Lin 林曦		
DWG BY:	Xi (Zoey) Lin 林曦		
DWG DATE:	10.14.22	PLT DATE:	12.17.22
REV DATE:	12.11.22	FILENAME:	DGSD 2
SCALE:	1/4" = 1'-0"		
INVENTORY:			

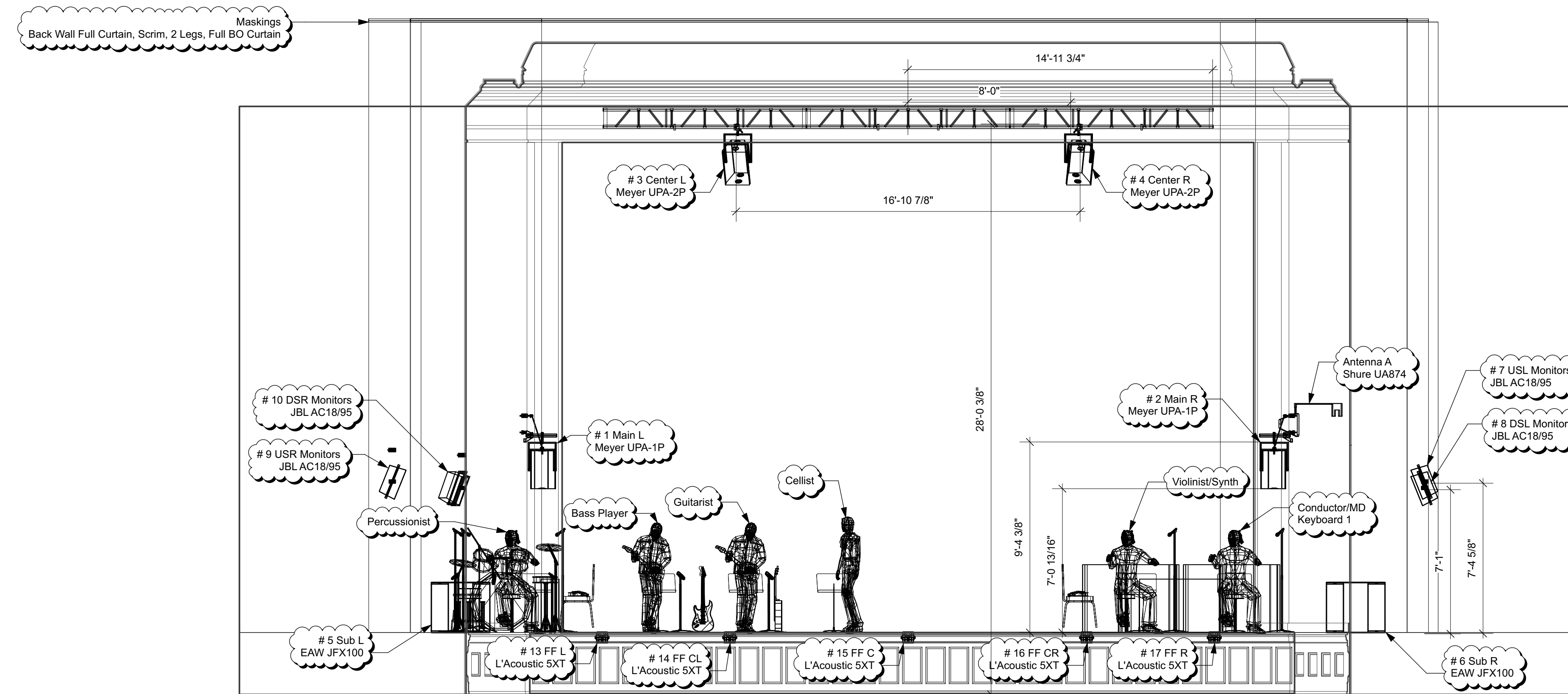
GP



Next To Normal
SECTION

DIRECTOR:	James Fleming		
DESIGNER:	Michael C. Winch		
ASDE:	Xi (Zoey) Lin 林曦		
DWG BY:	Xi (Zoey) Lin 林曦		
DWG DATE:	10.14.22	PLT DATE:	12.17.22
REV DATE:	12.11.22	FILENAME:	DGSD 2
SCALE:	1/4" = 1'-0"		
INVENTORY:			

SEC



Next To Normal

ELEVATION

DIRECTOR:	James Fleming
DESIGNER:	Michael C. Winch
ASDE:	Xi (Zoey) Lin 林曦
DWG BY:	Xi (Zoey) Lin 林曦
DWG DATE:	10.14.22
PLOT DATE:	12.17.22
REV DATE:	12.11.22
FILENAME:	DGSD 2
SCALE:	1/4" = 1'-0"
INVENTORY:	

ELV